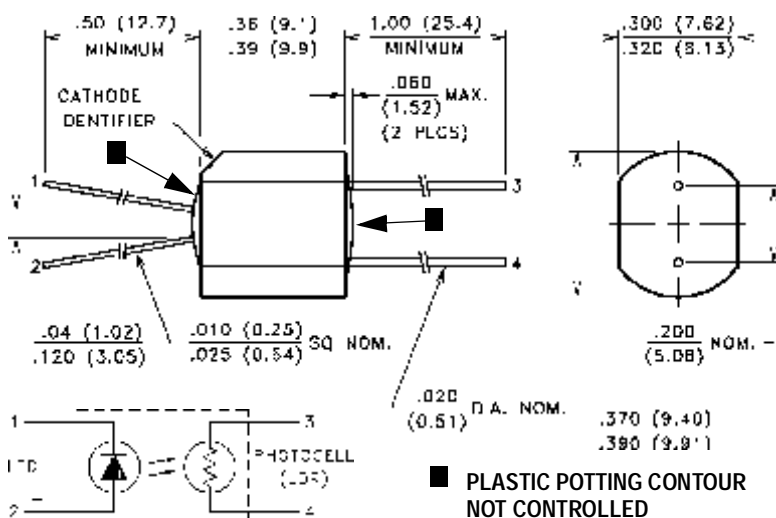


PACKAGE DIMENSIONS INCH (MM)



DESCRIPTION

VTL5C3 has a steep slope, good dynamic range, a very low temperature coefficient of resistance, and a small light history memory. VTL5C4 features a very low "on" resistance, fast response time, with a smaller temperature coefficient of resistance than VTL5C1.

ABSOLUTE MAXIMUM RATINGS @ 25°C

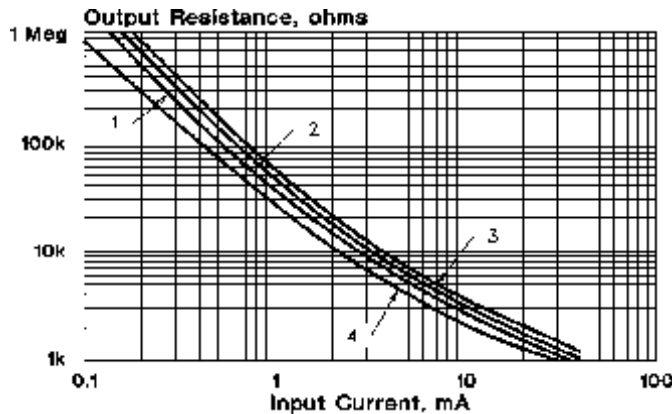
Maximum Temperatures		LED Forward Voltage Drop @ 20 mA:	2.0V (1.65V Typ.)
Storage and Operating:	-40°C to 75°C	Min. Isolation Voltage @ 70% Rel. Humidity:	2500 VRMS
Cell Power:	175 mW	Output Cell Capacitance:	5.0 pF
Derate above 30°C:	3.9 mW/°C	Cell Voltage:	250V (VTL5C3), 50V (VTL5C4)
LED Current:	40 mA 1	Input - Output Coupling Capacitance:	0.5 pF
Derate above 30°C:	0.9 mA/°C		
LED Reverse Breakdown Voltage:	3.0 V		

ELECTRO-OPTICAL CHARACTERISTICS @ 25°C

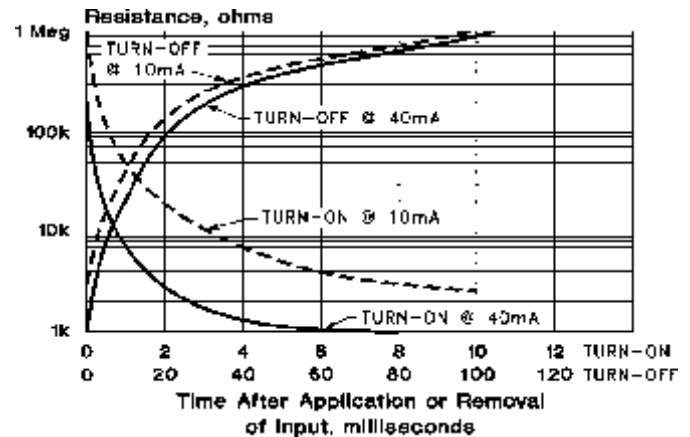
Part Number	Material Type	ON Resistance 2		OFF 3 Resistance @ 10 sec. (Min.)	Slope (Typ.) $\frac{R @ 0.5 \text{ mA}}{R @ 5 \text{ mA}}$	Dynamic Range (Typ.) $\frac{R_{\text{DARK}}}{R @ 20 \text{ mA}}$	Response Time 4	
		Input current	Dark Adapted (Typ.)				Turn-on to 63% Final R_{ON} (Typ.)	Turn-off (Decay) to 100 k Ω (Max.)
VTL5C3	3	1 mA 10 mA 40 mA	30 k Ω 5 Ω 1.5 Ω	10 M Ω	20	75 db	2.5 ms	35 ms
VTL5C4	4	1 mA 10 mA 40 mA	1.2 k Ω 125 Ω 75 Ω	400 M Ω	18.7	72 db	6.0 ms	1.5 sec

Typical Performance Curves

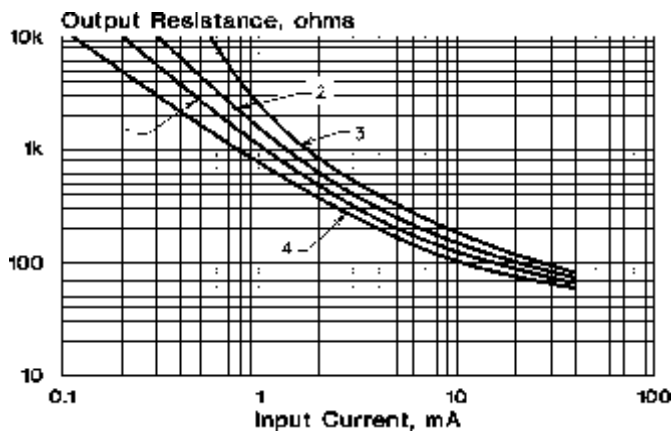
Output Resistance vs. Input Current
VTL5C3



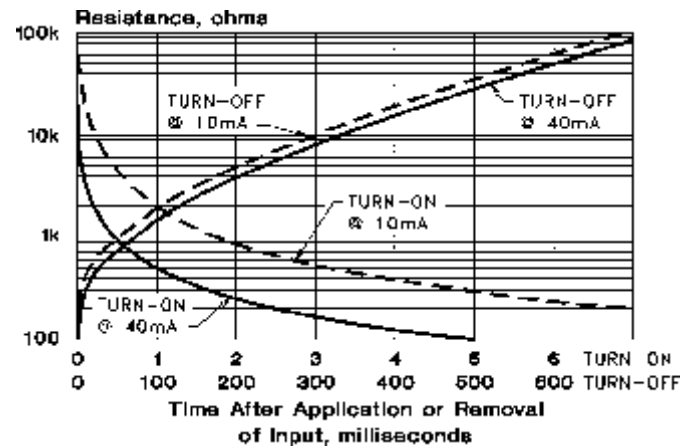
Response Time
VTL5C3



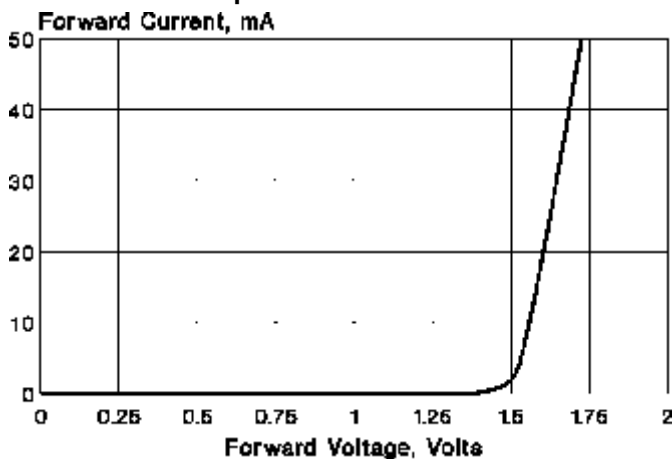
Output Resistance vs. Input Current
VTL5C4



Response Time
VTL5C4



Input Characteristics



Notes:

- At 1.0 mA and below, units may have substantially higher resistance than shown in the typical curves. Consult factory if closely controlled characteristics are required at low input currents.
- Output resistance vs input current transfer curves are given for the following light adapt conditions:
 - 25°C — 24 hours @ no input
 - 25°C — 24 hours @ 40 mA input
 - +50°C — 24 hours @ 40 mA input
 - 20°C — 24 hours @ 40 mA input
- Response time characteristics are based upon test following adapt condition (2) above.