

NPN Epitaxial Silicon Transistor

BC546 / BC547 / BC548 / BC549 / BC550

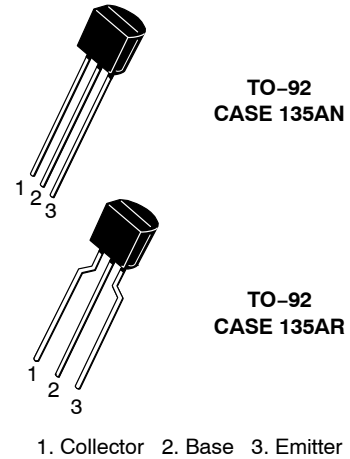
Features

- Switching and Amplifier
- High-Voltage: BC546, $V_{CEO} = 65\text{ V}$
- Low-Noise: BC549, BC550
- Complement to BC556, BC557, BC558, BC559, and BC560
- These are Pb-Free Devices

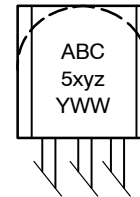
ABSOLUTE MAXIMUM RATINGS

Parameter	Symbol	Value	Unit
Collector-Base Voltage BC546 BC547 / BC550 BC548 / BC549	V_{CBO}	80 50 30	V
Collector-Emitter Voltage BC546 BC547 / BC550 BC548 / BC549	V_{CEO}	65 45 30	V
Emitter-Base Voltage BC546 / BC547 BC548 / BC549 / BC550	V_{EBO}	6 5	V
Collector Current (DC)	I_C	100	mA
Collector Power Dissipation	P_C	500	mW
Junction Temperature	T_J	150	°C
Storage Temperature Range	T_{STG}	-65 to +150	°C

Stresses exceeding those listed in the Maximum Ratings table may damage the device. If any of these limits are exceeded, device functionality should not be assumed, damage may occur and reliability may be affected.



MARKING DIAGRAM



BC5xyz = Device Code
 x = 4 or 5
 y = 6, 7, 8, 9 or 0
 z = A, B, C
 A = Assembly Location
 Y = Year
 WW = Work Week

ORDERING INFORMATION

See detailed ordering and shipping information on page 4 of this data sheet.

BC546 / BC547 / BC548 / BC549 / BC550

ELECTRICAL CHARACTERISTICS ($T_C = 25^\circ\text{C}$ unless otherwise noted)

Symbol	Parameter	Test Condition	Min.	Typ.	Max.	Units
I_{CBO}	Collector Cut-off Current	$V_{CB} = 30\text{ V}, I_E = 0$			15	nA
h_{FE}	DC Current Gain	$V_{CE} = 5\text{ V}, I_C = 2\text{ mA}$	110		800	
$V_{CE(sat)}$	Collector-Emitter Saturation Voltage	$I_C = 10\text{ mA}, I_B = 0.5\text{ mA}$		90	250	mV
		$I_C = 100\text{ mA}, I_B = 5\text{ mA}$		250	600	
$V_{BE(sat)}$	Base-Emitter Saturation Voltage	$I_C = 10\text{ mA}, I_B = 0.5\text{ mA}$		700		mV
		$I_C = 100\text{ mA}, I_B = 5\text{ mA}$		900		
$V_{BE(on)}$	Base-Emitter On Voltage	$V_{CE} = 5\text{ V}, I_C = 2\text{ mA}$	580	660	700	mV
		$V_{CE} = 5\text{ V}, I_C = 10\text{ mA}$			720	
f_T	Current Gain Bandwidth Product	$V_{CE} = 5\text{ V}, I_C = 10\text{ mA}, f = 100\text{ MHz}$		300		MHz
C_{ob}	Output Capacitance	$V_{CB} = 10\text{ V}, I_E = 0, f = 1\text{ MHz}$		3.5	6.0	pF
C_{ib}	Input Capacitance	$V_{EB} = 0.5\text{ V}, I_C = 0, f = 1\text{ MHz}$		9		pF
NF	Noise Figure	BC546 / BC547 / BC548	$V_{CE} = 5\text{ V}, I_C = 200\text{ }\mu\text{A}, f = 1\text{ kHz}, R_G = 2\text{ k}\Omega$	2.0	10.0	dB
		BC549 / BC550		1.2	4.0	
		BC549	$V_{CE} = 5\text{ V}, I_C = 200\text{ }\mu\text{A}, R_G = 2\text{ k}\Omega, f = 30\text{ to }15000\text{ MHz}$	1.4	4.0	
		BC550		1.4	3.0	

Product parametric performance is indicated in the Electrical Characteristics for the listed test conditions, unless otherwise noted. Product performance may not be indicated by the Electrical Characteristics if operated under different conditions.

h_{FE} CLASSIFICATION

Classification	A	B	C
h_{FE}	110 ~ 220	200 ~ 450	420 ~ 800

TYPICAL PERFORMANCE CHARACTERISTICS

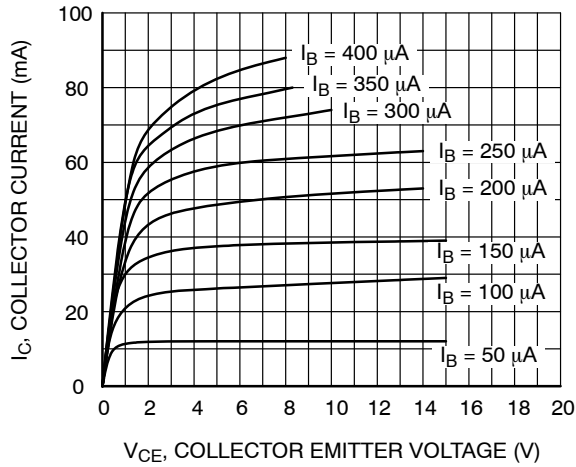


Figure 1. Static Characteristic

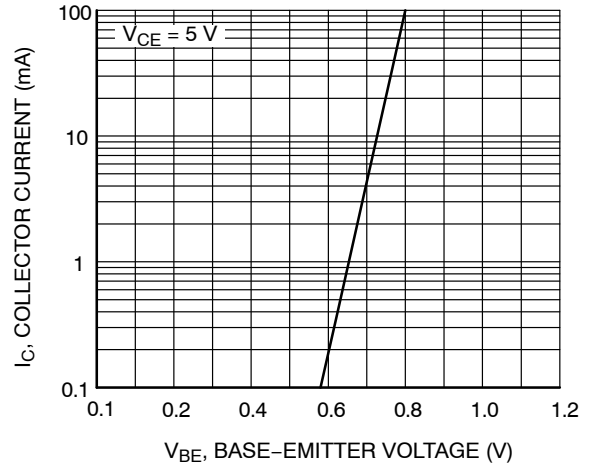


Figure 2. Transfer Characteristics

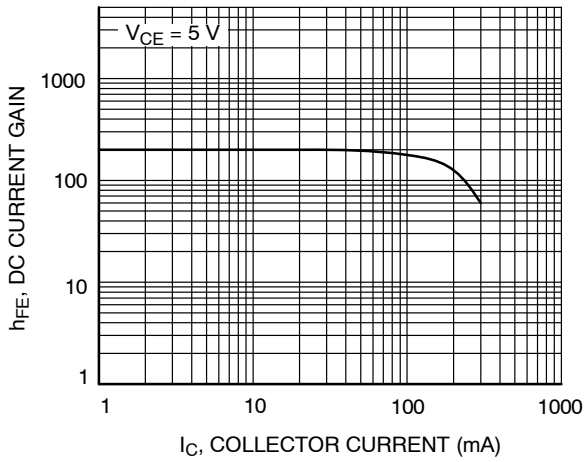


Figure 3. DC Current Gain

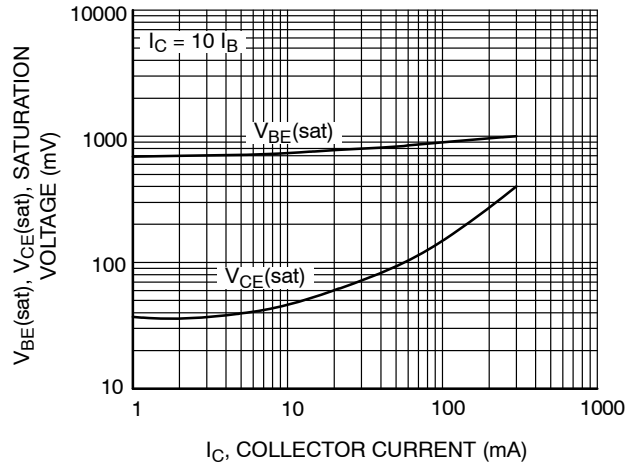


Figure 4. Base-Emitter Saturation Voltage and Collector-Emitter Saturation Voltage

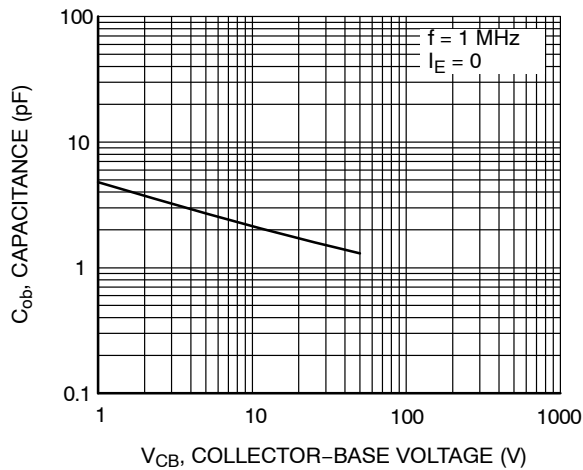


Figure 5. Output Capacitance

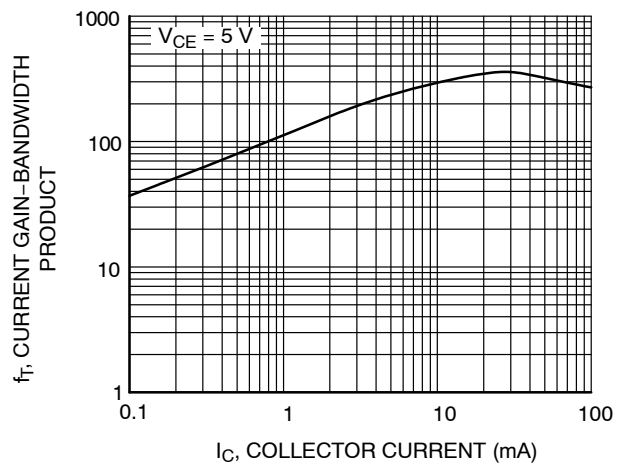


Figure 6. Current Gain Bandwidth Product

BC546 / BC547 / BC548 / BC549 / BC550**ORDERING INFORMATION**

Part Number	Marking	Package	Packing Method†
BC546ABU	BC546A	TO-92-3 (Pb-Free)	10000 / Bulk Bag
BC546ATA	BC546A	TO-92-3 (Pb-Free)	2000 / Ammo Pack
BC546BTA	BC546B	TO-92-3 (Pb-Free)	2000 / Ammo Pack
BC546BTF	BC546B	TO-92-3 (Pb-Free)	2000 / Tape & Reel
BC546CTA	BC546C	TO-92-3 (Pb-Free)	2000 / Ammo Pack
BC547ATA	BC547A	TO-92-3 (Pb-Free)	2000 / Ammo Pack
BC547B	BC547B	TO-92-3 (Pb-Free)	10000 / Bulk Bag
BC547BBU	BC547B	TO-92-3 (Pb-Free)	10000 / Bulk Bag
BC547BTA	BC547B	TO-92-3 (Pb-Free)	2000 / Ammo Pack
BC547BTF	BC547B	TO-92-3 (Pb-Free)	2000 / Tape & Reel
BC547CBU	BC547C	TO-92-3 (Pb-Free)	10000 / Bulk Bag
BC547CTA	BC547C	TO-92-3 (Pb-Free)	2000 / Ammo Pack
BC547CTFR	BC547C	TO-92-3 (Pb-Free)	2000 / Tape & Reel
BC548BU	BC548	TO-92-3 (Pb-Free)	10000 / Bulk Bag
BC548BTA	BC548B	TO-92-3 (Pb-Free)	2000 / Ammo Pack
BC548CTA	BC548C	TO-92-3 (Pb-Free)	2000 / Ammo Pack
BC549BTA	BC549B	TO-92-3 (Pb-Free)	2000 / Ammo Pack
BC549BTF	BC549B	TO-92-3 (Pb-Free)	2000 / Tape & Reel
BC549CTA	BC549C	TO-92-3 (Pb-Free)	2000 / Ammo Pack
BC550CBU	BC550C	TO-92-3 (Pb-Free)	10000 / Bulk Bag
BC550CTA	BC550C	TO-92-3 (Pb-Free)	2000 / Ammo Pack

†For information on tape and reel specifications, including part orientation and tape sizes, please refer to our Tape and Reel Packaging Specifications Brochure, BRD8011/D.

MECHANICAL CASE OUTLINE
PACKAGE DIMENSIONS

TO-92 3 4.825x4.76
CASE 135AN
ISSUE O

DATE 31 JUL 2016



NOTES: UNLESS OTHERWISE SPECIFIED

- A) DRAWING WITH REFERENCE TO JEDEC TO-92 RECOMMENDATIONS.
- B) ALL DIMENSIONS ARE IN MILLIMETERS.
- C) DRAWING CONFORMS TO ASME Y14.5M-2009.

DOCUMENT NUMBER:	98AON13880G	Electronic versions are uncontrolled except when accessed directly from the Document Repository. Printed versions are uncontrolled except when stamped "CONTROLLED COPY" in red.
DESCRIPTION:	TO-92 3 4.825X4.76	PAGE 1 OF 1

ON Semiconductor and **ON** are trademarks of Semiconductor Components Industries, LLC dba ON Semiconductor or its subsidiaries in the United States and/or other countries. ON Semiconductor reserves the right to make changes without further notice to any products herein. ON Semiconductor makes no warranty, representation or guarantee regarding the suitability of its products for any particular purpose, nor does ON Semiconductor assume any liability arising out of the application or use of any product or circuit, and specifically disclaims any and all liability, including without limitation special, consequential or incidental damages. ON Semiconductor does not convey any license under its patent rights nor the rights of others.

MECHANICAL CASE OUTLINE
PACKAGE DIMENSIONS

TO-92 3 4.83x4.76 LEADFORMED
CASE 135AR
ISSUE O

DATE 30 SEP 2016



NOTES: UNLESS OTHERWISE SPECIFIED

- A) DRAWING WITH REFERENCE TO JEDEC TO-92 RECOMMENDATIONS.
- B) ALL DIMENSIONS ARE IN MILLIMETERS.
- C) DRAWING CONFORMS TO ASME Y14.5M-1994

DOCUMENT NUMBER:	98AON13879G	Electronic versions are uncontrolled except when accessed directly from the Document Repository. Printed versions are uncontrolled except when stamped "CONTROLLED COPY" in red.
DESCRIPTION:	TO-92 3 4.83X4.76 LEADFORMED	PAGE 1 OF 1

ON Semiconductor and  are trademarks of Semiconductor Components Industries, LLC dba ON Semiconductor or its subsidiaries in the United States and/or other countries. ON Semiconductor reserves the right to make changes without further notice to any products herein. ON Semiconductor makes no warranty, representation or guarantee regarding the suitability of its products for any particular purpose, nor does ON Semiconductor assume any liability arising out of the application or use of any product or circuit, and specifically disclaims any and all liability, including without limitation special, consequential or incidental damages. ON Semiconductor does not convey any license under its patent rights nor the rights of others.

onsemi, **Onsemi**, and other names, marks, and brands are registered and/or common law trademarks of Semiconductor Components Industries, LLC dba "**onsemi**" or its affiliates and/or subsidiaries in the United States and/or other countries. **onsemi** owns the rights to a number of patents, trademarks, copyrights, trade secrets, and other intellectual property. A listing of **onsemi**'s product/patent coverage may be accessed at www.onsemi.com/site/pdf/Patent-Marking.pdf. **onsemi** reserves the right to make changes at any time to any products or information herein, without notice. The information herein is provided "as-is" and **onsemi** makes no warranty, representation or guarantee regarding the accuracy of the information, product features, availability, functionality, or suitability of its products for any particular purpose, nor does **onsemi** assume any liability arising out of the application or use of any product or circuit, and specifically disclaims any and all liability, including without limitation special, consequential or incidental damages. Buyer is responsible for its products and applications using **onsemi** products, including compliance with all laws, regulations and safety requirements or standards, regardless of any support or applications information provided by **onsemi**. "Typical" parameters which may be provided in **onsemi** data sheets and/or specifications can and do vary in different applications and actual performance may vary over time. All operating parameters, including "Typicals" must be validated for each customer application by customer's technical experts. **onsemi** does not convey any license under any of its intellectual property rights nor the rights of others. **onsemi** products are not designed, intended, or authorized for use as a critical component in life support systems or any FDA Class 3 medical devices or medical devices with a same or similar classification in a foreign jurisdiction or any devices intended for implantation in the human body. Should Buyer purchase or use **onsemi** products for any such unintended or unauthorized application, Buyer shall indemnify and hold **onsemi** and its officers, employees, subsidiaries, affiliates, and distributors harmless against all claims, costs, damages, and expenses, and reasonable attorney fees arising out of, directly or indirectly, any claim of personal injury or death associated with such unintended or unauthorized use, even if such claim alleges that **onsemi** was negligent regarding the design or manufacture of the part. **onsemi** is an Equal Opportunity/Affirmative Action Employer. This literature is subject to all applicable copyright laws and is not for resale in any manner.

PUBLICATION ORDERING INFORMATION

LITERATURE FULFILLMENT:

Email Requests to: orderlit@onsemi.com

onsemi Website: www.onsemi.com

TECHNICAL SUPPORT

North American Technical Support:
Voice Mail: 1 800-282-9855 Toll Free USA/Canada
Phone: 011 421 33 790 2910

Europe, Middle East and Africa Technical Support:

Phone: 00421 33 790 2910

For additional information, please contact your local Sales Representative

Mouser Electronics

Authorized Distributor

Click to View Pricing, Inventory, Delivery & Lifecycle Information:

[onsemi:](#)

[BC549BTA](#) [BC546BTF](#) [BC546BTA](#) [BC546CTA](#) [BC547CBU](#) [BC550CBU](#) [BC547BTA](#) [BC547BTF](#) [BC549BTF](#)
[BC548A](#) [BC547BBU](#) [BC547CTFR](#) [BC548BU](#) [BC546ABU](#) [BC548BTA](#) [BC550CTA](#) [BC547ATA](#) [BC546ATA](#)
[BC547CTA](#) [BC548CTA](#) [BC547B](#) [BC546](#) [BC549CTA](#)